



HR98i

Activation + Safety

Sophisticated Medium Sized Industrial Door Activation & Safety

The perfect combination of door activation and essential pedestrian safety at mounting heights of up to 4m



- **Timely Door Opening**
Large adjustable detection area ensures timely door opening
- **Optimize Pedestrian Safety**
Protect pedestrians from dangerous door closures with a high density infrared safety curtain focused directly in front of the door close zone
- **Eliminate Door/Goods Damage**
Infinity presence timer prevents door closures on static objects left in the door close zone
- **Reduce Building Energy Loss**
Decrease false door activations with a precise and accurately adjustable detection area



www.hotron.com





Technical Specification

Accessories



ITB-HR100
Ceiling recessed bracket



WC/BL
Black weather cover



Cable-8M
Hotron 8M cable

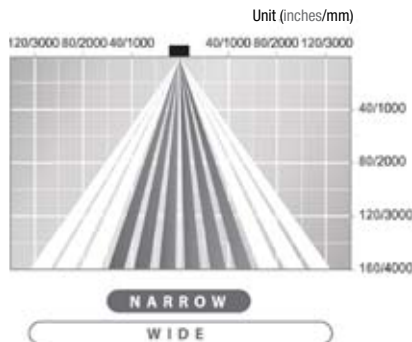


HR98i-COV/BL
Black sensor cover

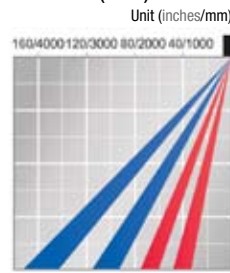
Model	HR98i Industrial Door Activation + Safety		
Detection Method	Active Infrared Detection		
Installation Height	Max 2400mm to 4000mm (8ft to 13ft)		
Sensor Dimensions	260mm (W), 75mm (H), 43mm (D)		
Pattern Adjustment	Width Adjustment: Wide or Narrow Pattern (Side Dials)		
	Depth Adjustment: Sensor body angle 0° to 10° in 5 steps		
	Depth Adjustment: 1 to 4 rows of detection (Dip Switch)		
Presence Timer	2sec, 1min, 10min and infinity (Door side rows 1 & 2 only)		
IP Rating	54		
Power Supply	12 to 24V AC or DC ± 10%		
Power Consumption	AC12V-3[VA], DC12V-150[mA]		
	AC24V-3 [VA], DC24V-75 [mA]		
Output Relay	Relay contact: DC50V 0.1A (Resistance Load)		
Relay Hold Time	Approx. 0.5 sec		
LED Indication	Power On	=	Green
	Detecting	=	Red
	Detecting Door	=	Orange
	Sensor Malfunction	=	Red / Green alternate flashing
Operating Temperature	-20°C to +60°C, (-4°F to 140°F)		
Weight	350g (0.77 lbs)		
Available Colours	Black: Product Code	=	HR98i-8m/BL
Accessories Provided	8m Connection Cable		
	Mounting Template		
	Mounting Screws		
	Installation Instructions		

Detection Area (inches/mm)

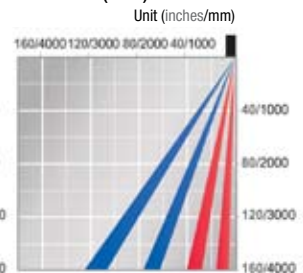
Front View



Side View (Max.)



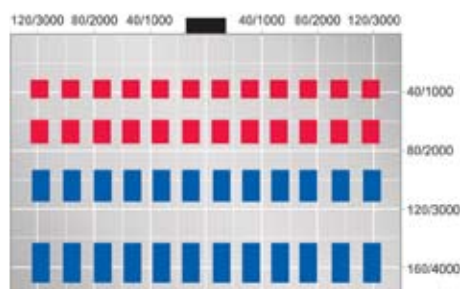
Side View (Min.)



Outer 3 rows can be deleted one by one using dipswitches

Plan View (Max.)

(Installation Height = 160/4000) Unit (inches/mm)



Plan View (Min.)

(Installation Height = 160/4000)

Unit (inches/mm)

